

330



ACT Building Lic: 2012767



CANBERRA
GRANNY FLAT
BUILDERS



Contents

| | |
|-------------------------------|----|
| Key Features | 3 |
| Elevations | 5 |
| Floor Plan | 6 |
| Floor Plan with Measurements | 7 |
| Furniture Floor Plan | 8 |
| Inclusions + Style Guide | 9 |
| Your Total Project Investment | 22 |
| Your Project Timeline | 23 |
| Our Guarantees | 24 |
| Case Study | 27 |
| MBA Membership | 29 |
| HIA Membership and Insurance | 30 |
| FAQs | 32 |
| Snapshot | 35 |

Thank you for investing your time to review our brochure for Design 330.

The purpose of this design brochure is to provide you with an example and an idea of what we can create at Canberra Granny Flat Builders. Included in this brochure for Design 330 is the following:

- Plans and images of Design 330
- CGFB's exclusive Inclusions and style guide
- Anticipated total budget for Design 330
- Timelines for Design 330
- Our guarantees
- Insurances and professional memberships
- Customer's frequently asked questions

The ultimate purpose of our business is to unlock the potential of your backyard. We start this process with our free planning assessment reports to help customers determine, if and what they can legally build on their property in the ACT. If you haven't taken advantage of your free planning assessment report, we encourage you to do so by contacting us.


If this design doesn't suit all your needs and objectives, we can cost-effectively create a customised worldclass design using our expert design team.

We look forward to working for you in the future.

Yours sincerely,

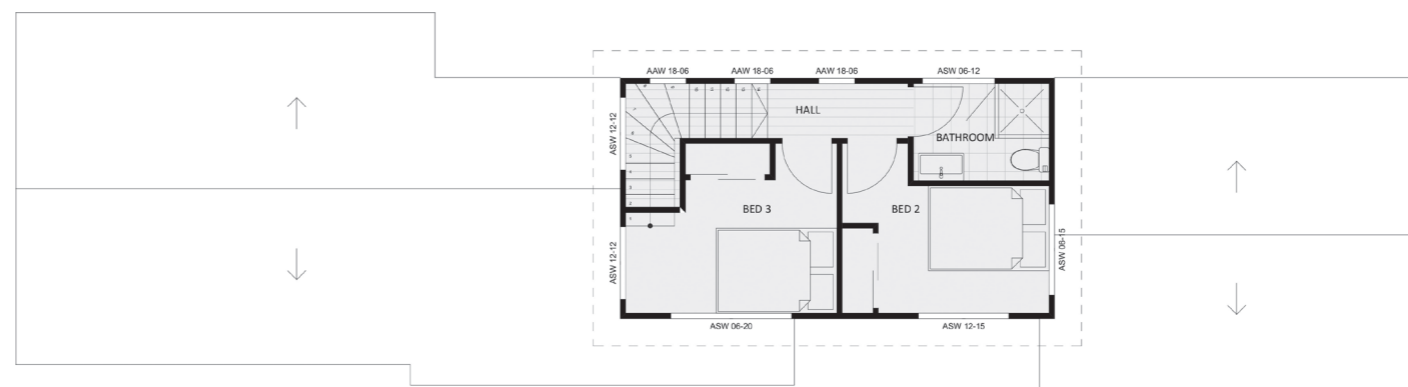
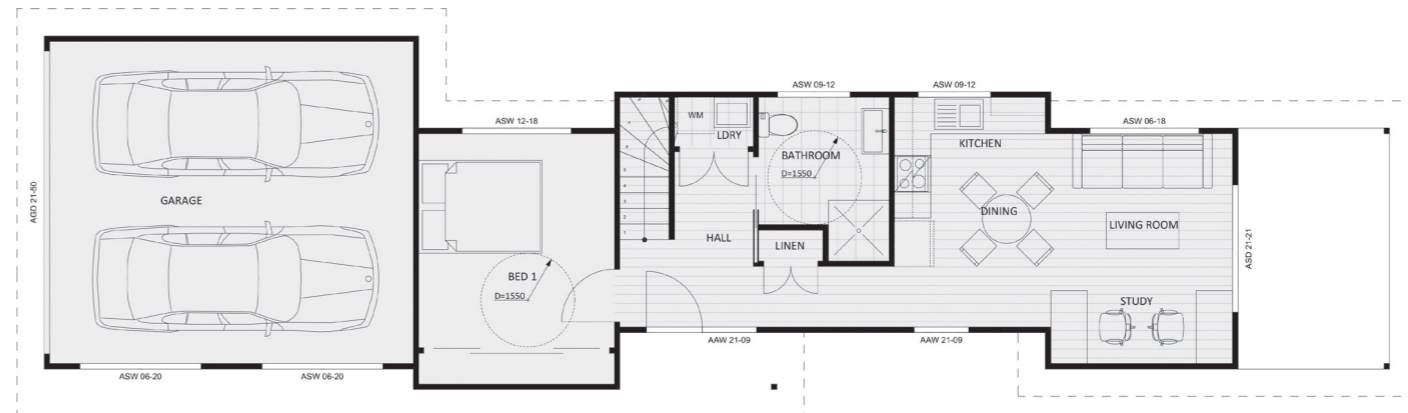
Nick Constable | Director and Licensed Builder

Frank Walmsley | Director and Customer Service Manager



Key Features

- GFA: 83.88 sqm
- 3 bedroom 2 bathroom
- All bedrooms have BIR
- Garage incorporated into design
- Alfresco incorporated into design
- Open plan combined meals and living
- Two storey
- Full Kitchen
- Compact laundry (in a cupboard)
- Study area





Elevations

An elevation is the height of the structure from ground level to the height of the roof.

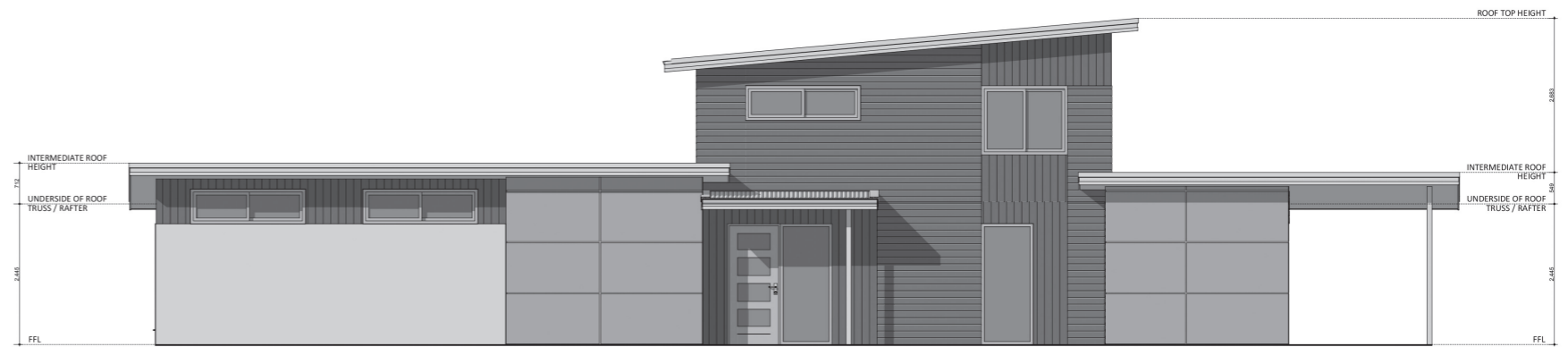
With this design, the height from the ground level to the roof-top height is 5.677 metres.

Disclaimer: based on the alternative roof designs and roof covering that you may select and the profile of your block, these elevations are subject to potential change.

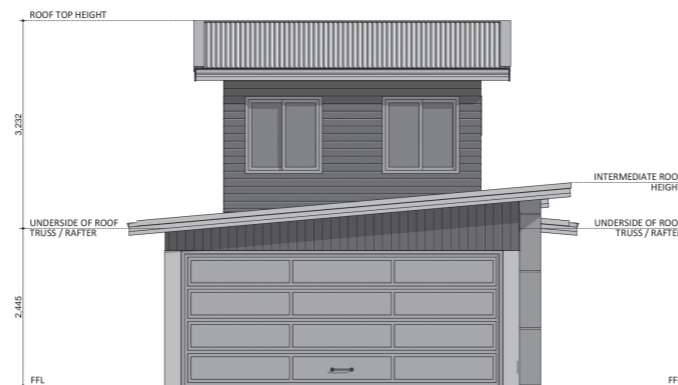
330



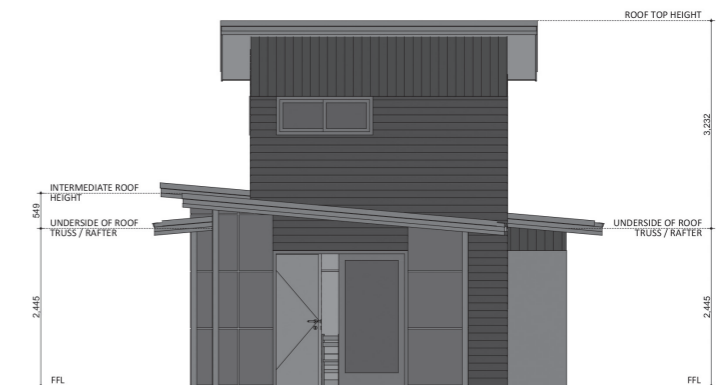
ELEVATION 01



ELEVATION 03



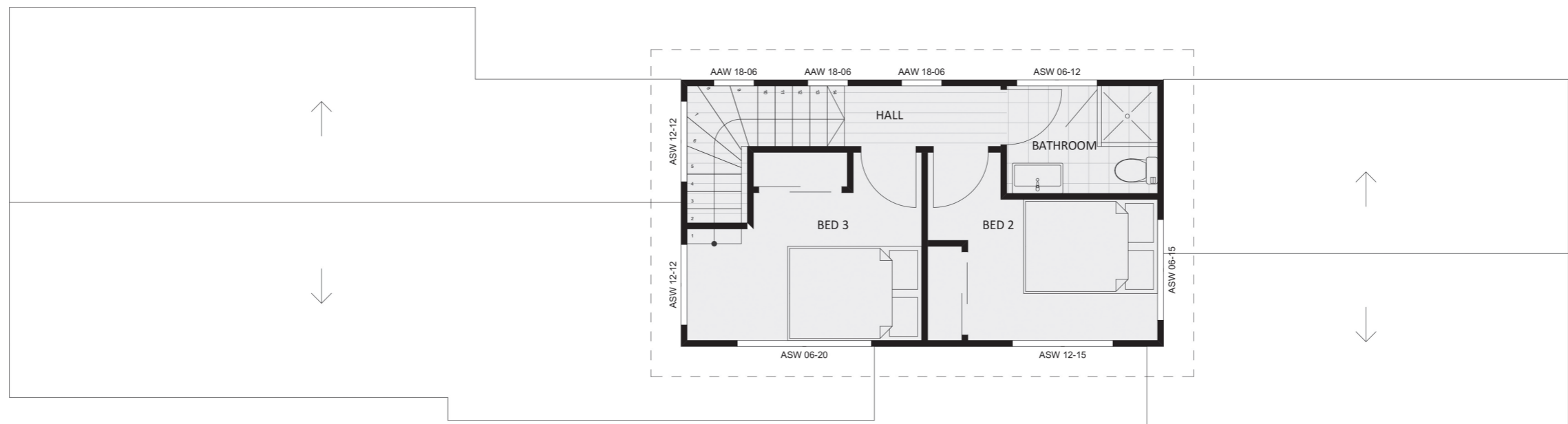
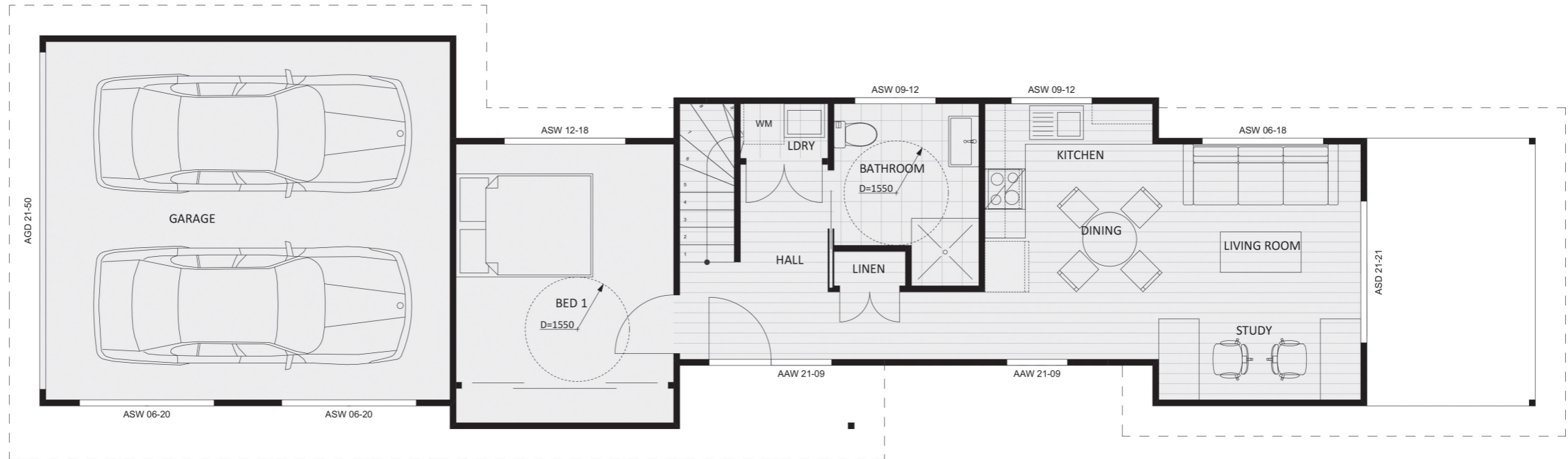
ELEVATION 02



ELEVATION 04

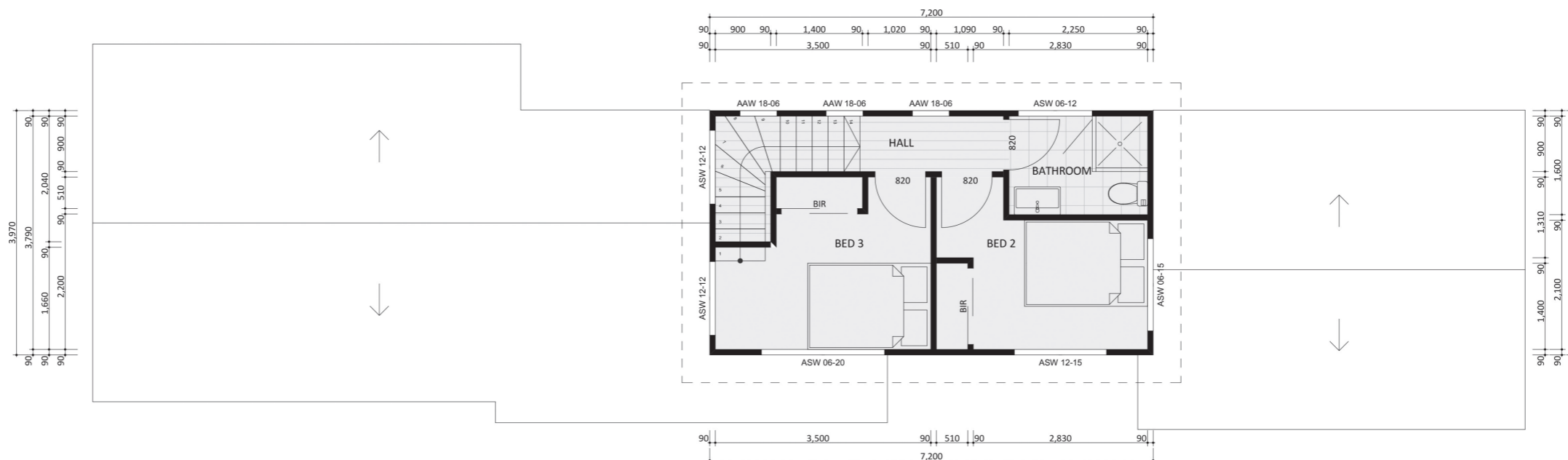
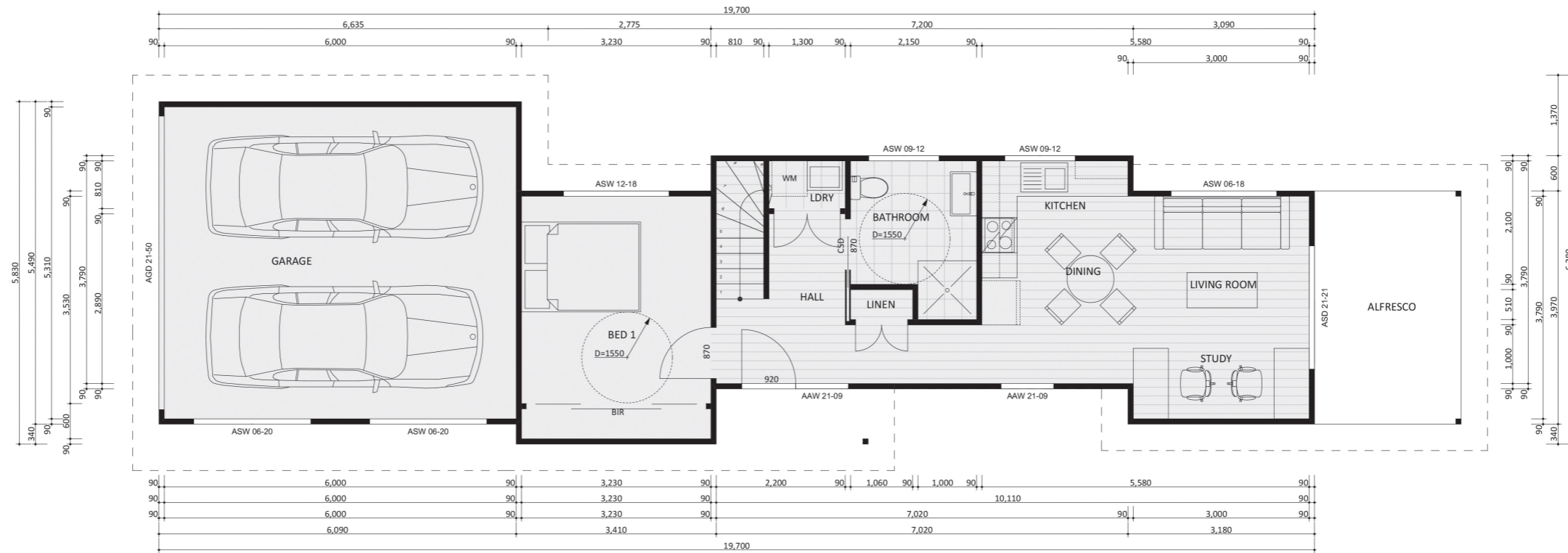
Floor Plan

330



Floor Plan with Measurements

330



Furniture Floor Plan

330



Inclusions + Style Guide



Purpose

This document has been designed to clearly set out your options when selecting and customising your design and choosing your internal and external inclusions.

Inclusions by Design

Please note that the inclusions and features which are listed in this document are for our 50+ designs; please refer to the floor plan of your preferred design to determine which inclusions apply (for example, whether there is a kitchen etc).

Measurements

sqm square metre

mm millimetre

Appliance Codes

Where various appliances are listed, we have provided, not only a brand name, but also a model number to allow you to search for the product, so you know exactly what you're getting.

Allowances

An allowance is a set value provided to our customers enabling them to allocate these funds towards a specific item or feature. For example, you will see an allowance for tiling of \$50 per sqm for tiles.

In practice, this means you would visit a showroom or store to select the tile of your choice up to the value of \$50 sqm – if the total cost is above this allowance, we will adjust your end budget. Similarly, if the total cost is less than \$50 sqm, we will adjust the total end budget.

All allowances and prices include GST.

Symbols

We believe our customers should have control over the styles and inclusions to be incorporated in their design, where it's possible. We have used three symbols to help you identify what choices you have in selecting specific items.



The Tick Symbol

When you see the tick symbol, it means the item listed is automatically included in your design. If there is more than one tick per category, you may choose between the inclusions which are listed at no additional price to the budget for the specified design.



The Plus Symbol

To give you further options, when you see the plus symbol, it means you can choose to upgrade to the premium item listed, at an additional price.



The Search Symbol

When you see the search symbol, it means you have the option to search for an alternative item yourself. We will do our best to incorporate your alternative item in your design, however, not all items can be incorporated because they may not suit the floorplan of your chosen design and/or comply with applicable Australian standards.

Inclusions + Style Guide



KITCHEN - KITCHENETTE


















| | | | | |
|---------------------------------|--|--|---|--|
| BENCHTOPS | Laminate standard colour range | Stone benchtops | Timber benchtops | |
| OVEN | Omega 00652XR Stainless Steel Electric 600mm wide | Chef EOC617W White Electric 600mm wide | Miele H2260B Stainless Steel Electric 600mm wide | |
| COOKTOP/STOVE – ELECTRIC | Omega OC64KZ Black Ceramic Glass Electric 600mm wide with 4 heat zones | Westinghouse WH642WA White 600mm wide with 4 heat zones | Miele KM6322 Black Electric Induction 610mm wide with 4 cooking zones | |
| COOKTOP/STOVE – GAS | Omega OG61XA Stainless steel 600mm wide with 4 burners | Westinghouse WH640WA White 600mm wide with 4 burners | Miele KM3621 Stainless steel 600mm wide with 4 burners | |
| DISHWASHER | Omega ODW717XB Stainless steel 600mm wide | Ariston LFB5M019X--A White 600mm wide | Miele or Samsung | |

KITCHEN - KITCHENETTE CONTINUED





















| | | | |
|---|---|---|--|
| KITCHEN CUPBOARDS AND DRAW DOORS, DRAWER FACE, PANELS AND OPEN SHELVES | Laminate standard colour range | Vinyl or Timber | |
| KITCHEN CUPBOARDS AND DRAW INTERNAL SHELVING | White Laminate shelves with premium drawer runners and door hinges | | |
| CUPBOARD HANDLES | Stainless Steel Handles Designer Range | Timber Handles | |
| SINKS | Clark Radiant Single bowl stainless steel with drainer | Clark Radiant Double bowl stainless steel with drainer | Franke Double bowl stainless Steel with drainer |
| TAPWARE | Phoenix Ivy sink mixer | Caroma Acqua sink mixer | Grohe Minta pull out sink mixer |
| SPLASHBACK | Tiled Splashback \$50 per sqm | Glass Splashback | Aluminum/ stainless steel Splashback |

Inclusions + Style Guide

BATHROOMS AND ENSUITES

| | | | | |
|--|--|--|--|---|
| VANITY AND HAND BASIN |  Cibo Slick Wall hung vanity with intergrated basin 600mm to 750mm wide to match floor plan White with inbuilt finger pulls to doors and drawers |  Duraplex Airies Freestanding vanity with legs and vitreous china basin 600mm to 750mm wide to match floor plan Chrome handles |  Forme Quay Cubo 900mm wide Inbuilt finger pull or chrome handles |  |
| VANITY AND HAND BASIN TAPWARE |  Pheonix Ivy basin mixer |  Caroma Acqua basin mixer |  Grohe Eurosmart Cosmopolitan basin mixer |  |
| VANITY AND HAND BASIN SPLASHBACK up to 300mm high above vanity or hand basin |  \$50 per sqm select colour & style |  above \$50 per sqm select colour & style |  Glass Splashback | |
| WALL TILES Up to 2100mm (2.1 meters) high in shower recess, skirting tile 1 tile high to remaining walls and 600mm above bath or spa |  \$35 per sqm select colour & style |  above \$35 per sqm select colour & style |  All walls tiled from floor to ceiling | |
| FLOOR TILES Included for bathroom floors as shown on floor plan |  \$35m per sqm select colour & style |  above \$35 per sqm select colour & style |  Biowood Timber Flooring | |

BATHROOMS AND ENSUITES CONTINUED

| | | | | |
|-----------------------|--|---|--|--|
| SHOWER SCREEN |  Fully Framed Glass Screen Select from Regency range |  Fully Framed Glass Screen Select from Dolphin range |  Fully accessible Shower Curtain |  Frameless or Semi Frameless Glass Shower Screen |
| SHOWER TAPWARE |  Pheonix Ivy wall mixer |  Caroma Acqua wall mixer |  Grohe Eurosmart Cosmopolitan wall mixer |  |
| SHOWER HEAD |  Pheonix Vivid Shower Rail Includes flexible hose and shower head outlet |  Caroma Tasman II shower rail Includes flexible hose and shower head outlet |  Grohe Euphoria Cosmopolitan shower head |  |
| FLOOR DRAIN |  square or round shape grate in chrome finish |  square or round shape grate in plastic finish |  Rectangular channel grate in chrome finish |  |
| BATH |  Decina Carina 1675mm long built in acrylic construction with white finish |  Caroma Sterling 1675mm long built in steel construction with white enamel finish |  Forme Oval Slim 1650mm long free standing double skinned acrylic construction with white finish |  |

Inclusions + Style Guide



BATHROOMS AND ENSUITES CONTINUED

| | | | | |
|--|--|---|---|--|
| VANITY AND HAND BASIN MIRROR | 900mm high mirror to match the width of your vanity/ hand basin with the option of a polished edge | 900mm high mirror to match the width of your vanity/ hand basin with the option of a beveled edge | Duraplex frameless mirrored wall cabinet 600mm to 900mm wide | |
| BATHROOM ACCESSORIES TOILET ROLL HOLDER, TOWEL RAILS, SOAP DISH | Pheonix Ivy range | Caroma Cosmo range | | |
| TOILET | Stylus Dorado White Finish Soft Close Seat | Caroma Regal II White Finish Soft Close Seat | Duravit Durastyle White Finish Soft Close Seat | |
| SEPARATE TOILET CEILING EXHAUST FAN | | IXL Eco Ventflo ceiling exhaust fan included to toilets | | |

LAUNDRY

| | | | |
|--|--|--|--|
| LAUNDRY TUB | Clarke 42 Litre tub and cabinet steel construction with white cabinet and stainless steel tub | Everhard 45 Litre tub and cabinet steel construction with white cabinet and stainless steel tub | laminate cupboards and benchtop and customer choice of tub |
| TAPWARE | Pheonix Ivy sink mixer | Caroma Acqua sink mixer | Grohe Minta pull out sink mixer |
| WALL TILES Up to 600mm above laundry tub and 1 tile high skirting to walls | \$35 per sqm select colour & style | above \$35 per sqm select colour & style | All walls tiled from floor to ceiling |
| FLOOR TILES INCLUDED TO LAUNDRY FLOORS AS SHOWN ON FLOOR PLAN | \$35m per sqm select colour & size | above \$35m per sqm select colour & size | Biowood Timber Flooring |
| CEILING EXHAUST FAN | | IXL Eco Ventflo ceiling exhaust fan included to laundry areas, located in built in cupboards | |

Inclusions + Style Guide



INTERIOR BUILDING FEATURES

| | | | |
|---------------------------------|--|--|---|
| WALL AND CEILING LININGS | 10mm thick plasterboard wall and ceiling linings with the inclusion of cement sheet wall linings to bathrooms and ensuites | Some designs may include Colorbond ceilings when using an insulated roof panel *subject to floorplan | |
| CEILING HEIGHT | 2400mm from finished floor level to ceiling level | Raked ceiling as per individual design *subject to floorplan | Customer can increase the ceiling height up to 3900mm |
| CORNICE | 55mm Cove cornice | 75mm Cove cornice | Square set ceilings or alternative cornice profiles available |
| SKIRTING | 66mm high painted timber Available in 2 profiles including Single Bevel and Half Splayed | 66mm high painted timber Available in 2 profiles including NSW Colonial and Bullnose | 66mm high natural timber Available in 4 profiles including Half Splayed , Pencil Round , Colonial and Bullnose |

INTERIOR BUILDING FEATURES CONTINUED

| | | | |
|---|--|---|---|
| WINDOW AND DOOR ARCHITRAVE | 66mm wide painted timber Available in 2 profiles including Single Bevel and Half Splayed | 66mm wide painted timber Available in 2 profiles including NSW Colonial and Bullnose | 66mm wide natural timber Available in 4 profiles including Half Splayed , Pencil Round , Colonial and Bullnose |
| STAIRS <i>Two story designs</i> | Painted timber stringers (sides) with carpet installed to treads and risers Timber handrail in round profile with metal wall brackets | Victorian Ash timber stringers (sides) treads and risers Timber handrail in round profile with metal wall brackets | Custom stairs may be negotiated including premium Australian Hardwood and steel options |
| BUILT IN WARDROBES (BIR) WALK IN WARDROBES (WIR) | Wardrobe doors to match interior doors with white laminate shelving | Mirrored doors, with white laminate shelving | |
| INTERIOR STORAGE | Built in storage cupboards (example; linen) doors to match interior doors with white laminate shelving | | |

Inclusions + Style Guide



INTERIOR DOORS

| | | | |
|---|---|--|--|
| DOORS <i>(Includes sliding doors)</i> | Corinthian or Hume flush door range 2040mm high | Corinthian or Hume panel door range 2040mm high | Corinthian or Hume Premium door range Optional upgrade |
| DOOR FRAMES | Painted timber door frames Premium Dulux colour options | Painted timber door frames Berger colour options | Natural timber door frames |
| DOOR HANDLES | Gainsborough range | Lockwood range | |
| DOOR STOPS | Gainsborough Contemporary range | Traditional design Chrome finish | Cushion Door Stops |









LIGHTING AND ELECTRICAL INCLUSIONS

| | | | |
|---|--|--|---|
| INTERIOR LIGHTING <i>Included to all rooms other than bathrooms</i> | SAL LED downlights in white or chrome finish | Clipsal LED downlights in white or chrome finish | Customer choice of light fitting \$50 allowance per light if you would like an option other than downlights |
| EXTERIOR SENSOR LIGHT | SAL LED downlights in white or chrome finish | Clipsal LED downlights in white or chrome finish | Customer choice of exterior sensor light \$100 allowance per light if you would like an option other than downlights |
| BATHROOM AND ENSUITE | IXL Eco Sensation Includes heat lamps, exhaust fan and light | HPM Bathroom Includes heat lampss, exhaust fan and light | IXL Neo Includes heat lamp, exhaust fan and light functions |
| INTERIOR POWER POINTS | Clipsal or HPM power points 2 x double power points installed in bedrooms and studies 1 x double power point per room and additional power point per refrigerator, dishwasher and washing machine | | Additional power points at \$126 each available on request |








Inclusions + Style Guide



LIGHTING AND ELECTRICAL INCLUSIONS CONTINUED

| | | |
|-------------------|---|--|
| TELEVISION AERIAL |  1 television point plus aerial per design (For designs above 40 sqm) |  Additional television points at \$126 each available on request |
| TELEPHONE |  Telephone connection to new building with 1 point per design (For designs above 40 sqm) Telephone connection and 1 point \$485 (for designs below 40 sqm) |  Additional phone points at \$132 each available on request |
| POWER CONNECTION |  Connect power supply underground from new building to existing meter board |  Greater than 15 meters between new and existing building an additional \$65 per meter applies |
| CIRCUIT BREAKERS |  Hager circuit breakers for the new building installed to Australian standards | |
| SMOKE ALARMS |  Clipsal FIRE TEK installed and hardwired to Australian standards and to comply with the <i>Building Code of Australia</i> | |

HEATING AND COOLING

| | | |
|--------------------------------|--|--|
| REVERSE CYCLE AIR CONDITIONING |  Daikin or Panasonic split system air conditioning Includes 1 interior outlet with remote control operation |  Daikin or Panasonic ducted reverse cycle air conditioning Includes multiple ceiling outlets to all or most room of the interior layout |
| EVAPORATIVE COOLING |  Brivis |  Breezair |
| WALL PANEL HEATERS |  Nobo electric wall panel heaters |  Siebel Eltron electric wall panel heaters |
| IN SLAB OR RADIATOR HEATING |  Inslab or Raditor Hydronic Heating Premium Daikin electric heat pump |  Inslab or Raditor Hydronic Heating Premium Bosch gas boiler |

Inclusions + Style Guide



FLOOR COVERINGS

| | | | | |
|--|---|--|----------------------------|--|
| LIVING AREAS <i>Living, dining, kitchen, halls and open plan areas</i> | Floor Tiles \$35m per sqm | Engineered Timber, Laminate or Bamboo \$55m per sqm | Polished Concrete Slab | |
| BEDROOMS STUDY ROOMS AND OFFICES | Carpet \$45m per sqm | Engineered Timber, Laminate or Bamboo | Polished Concrete Slab | |
| KITCHENS, BATHROOMS, LAUNDRY | Tiled <i>See above document sections for specifics</i> | | | |

CURTAINS AND BLINDS

| | | | | |
|---|---|--|--|--|
| LIVING AREA WINDOWS AND BEDROOM WINDOWS AND DOORS | Luxaflex Roller Blinds Calypso Blockout fabric range | Riteway Vertical Blinds Elegance fabric range | Luxaflex Venetian Blinds Slimline range | |
| BATHROOMS, ENSUITES, LAUNDRIES AND LIVING AREA DOORS | Luxaflex Roller Blinds Calypso Blockout fabric range | Riteway Vertical Blinds Elegance fabric range | Luxaflex Venetian Blinds Slimline range | |

ROOF DESIGN AND MATERIALS

| | | | |
|-----------------------------------|---|--|---|
| ROOF FRAME | Treated pine | Steel | Insulated roof panel |
| ROOF COVERINGS | Colorbond customer choice of colours | Monier range roof tiles | Terracotta roof tiles, and insulated roof panel |
| ROOF PROFILE | Skillion or flat | Gable | Hip |
| GUTTER AND FASCIA | Colorbond quad profile gutter and fascia | Colorbond gutter and timber fascia | |
| DOWNPIPES | Painted PVC | Colorbond | |
| SKYLIGHTS AND ROOF WINDOWS | | | |

Inclusions + Style Guide



EXTERIOR WALLS

| | | | | |
|-------------------------------|--|--------------------------------------|--------------------|------------------------|
| BRICK | <i>Island Block and Paving Bricks For the Future – Premium range</i> | <i>Austral - Everyday Life range</i> | <i>Boral range</i> | Painted rendered brick |
| PAINTED WEATHERBOARD CLADDING | <i>Scyon range</i> | <i>Weathertex range</i> | <i>Biowood</i> | |
| TIMBER WEATHERBOARD | Premium Australian hardwood range | Western red cedar range | | |
| COLORBOND | Choice of colour and profile from <i>Colorbond</i> range | | | |
| TIMBER PANELS | <i>Shadowclad</i> range | <i>Weathertex</i> range | | |
| CEMENT SHEET | <i>Scyon</i> range | <i>HardieFlex</i> Range | | |
| ALUMINUM PANELS | <i>Alucabond</i> Range | | | |

PAINTS

| | | | |
|---|--|---|---|
| INTERIOR WALLS INTERIOR CEILINGS AND CORNICE | <i>Taubmans premium</i> paint colour range | <i>Dulux premium</i> paint colour range | |
| INTERIOR DOORS, SKIRTING AND ARCHITRAVE | <i>Taubmans premium</i> gloss or semi gloss paint colour range | <i>Dulux premium</i> gloss or semi gloss paint colour range | <i>Intergrain</i> applied if natural timber doors, skirting and architrave are chosen |
| ENTRY AND EXTERIOR DOORS | <i>Taubmans premium</i> exterior paint colour range | <i>Dulux premium</i> exterior paint colour range | <i>Intergrain</i> applied if natural timber entry and exterior doors are chosen |
| EVES | <i>Taubmans premium</i> exterior paint colour range | <i>Dulux premium</i> exterior paint colour range | <i>Intergrain</i> applied if natural timber entry and exterior doors are chosen |
| ALFRESCO, CARPORT AND ENTRY CEILING | <i>Taubmans premium</i> exterior paint colour range | <i>Dulux premium</i> exterior paint colour range | <i>Intergrain</i> applied if natural timber entry and exterior doors are chosen |
| EXTERIOR WALLS <i>These options apply to materials that can be painted (Timber Panels and Cement Sheeting)</i> | <i>Taubmans premium</i> exterior paint colour range | <i>Dulux premium</i> exterior paint colour range | <i>Intergrain</i> applied if natural timber entry and exterior doors are chosen |

Inclusions + Style Guide



STRUCTURAL AND EXTERNAL INCLUSIONS

| | | | |
|--|--|---|--|
| FLOOR | Concrete Slab | Timber Frame and Base | Steel Frame and Timber Base |
| INTERNAL AND EXTERNAL WALL FRAMES | Treated Timber | Steel | |
| ROOF FRAMES | Treated Timber | Steel | |
| UNDER ROOF AND WALL LINING | Protective layer of wall and roof sarking/lining installed to provide increased resistance to moisture and dust entering the building as well as reduce heat loss and heat gain inside the building. | | |
| TERMITE PROTECTION | Granite Guard physical barrier with termicollars included for all concrete slab structures | Flickguard physical and chemical barrier with termicollars included for all concrete slab structures | Galvanised steel ant capping provided for timber and steel options |
| EXTERIOR GARDEN TAP | 1 exterior garden tap included on all designs over 40 sqm | Additional taps can be included for \$128 per tap | |

STRUCTURAL AND EXTERNAL INCLUSIONS CONTINUED

| | | | | |
|---|---|--|--|----------------|
| EAVES | Cement sheet eaves as per design | Colorbond eaves included with insulated roof panel designs | | |
| HOT WATER SYSTEM | Rheem 50 Litre electric Included for all designs with 1 or less bedrooms | Rheem gas continous flow (also known as instant gas) Available on all designs, subject to gas supply for the property | Steible Eltron Electric Heat Pump Included for all design with 2 or more bedrooms | |
| WATER TANK <i>(Required for all secondary residences) We have not included as a standard inclusion as some properties already have a water tank</i> | 5,000 Litre Poly water tank with electric pressure pump positioned on reinforced concrete slab (Connected) \$3,936 | 5,000 Litre Colorbond steel water tank with electric pressure pump positioned on reinforced concrete slab (Connected) \$4,688 | | |
| WINDOWS | Powder coated aluminum sliding, awning and fixed windows | Western Red Cedar | Australian Hardwood | Double Glazing |
| SLIDING, STACKING AND BIFOLD DOORS <i>Subject to floorplan</i> | Powder coated aluminum | Western Red Cedar | Australian Hardwood | |

Inclusions + Style Guide



STRUCTURAL AND EXTERNAL INCLUSIONS CONTINUED

| | | | |
|--|---|---|--|
| ENTRY DOOR | Corinthian or Hume entry door range | Powder Coated Aluminum | |
| ENTRY DOOR HARDWARE | Gainsborough or Lockwood range | Powder Coated Aluminum door range | |
| EXTERIOR DOORS (BACK EXTERIOR DOORS AND LAUNDRY EXTERIOR DOORS) | Corinthian or Hume flush door range | Powder Coated Aluminum | |
| WINDOW AND DOOR SCREENS | Fly screens provided to all opening windows and sliding doors | Security Screens and Doors | |
| GARAGE DOORS | B&D Panel lift door Automatic door with remote control operation | B&D Roll-a-door Automatic door with remote control operation | B&D Roll-a-door Manual door with key lock |




OUTDOOR ADDITIONS

| | | | | |
|---|--|---|-------------|--|
| ALFRESCO AND ENTRY <i>Included matching the roof area for designs that have an entry or alfresco covered roof on the floor plan</i> | Roof Coverings, Roof Frame and Posts <i>*subject to floorplan</i> | | | |
| ALFRESCO AND ENTRY DECKS <i>Included matching the roof area for designs that have an entry or alfresco covered roof on the floor plan</i> | Concrete Patio Limestone, Terracotta or Slate Grey colours | Floor Tiles | Timber Deck | |
| CARPORTS <i>Included matching the roof area for designs that have an entry or alfresco covered roof on the floor plan</i> | Pergola Roof Coverings, Roof Frame and Posts <i>*subject to floorplan</i> | Shade Sail Fabric, Stainless Steel Fittings and Posts <i>*subject to floorplan</i> | | |
| DRIVEWAYS | Concrete Driveway Limestone, Terracotta or Slate Grey colours | | | |





Inclusions + Style Guide









PLUMBING AND DRAINAGE

| | |
|------------------------|--|
| WATER CONNECTION |  Water connection to new building |
| SEWER CONNECTION |  Sewer connection to new building |
| STORM WATER CONNECTION |  Storm water connection to new building including drainage inspections by local authorities and updated drainage plans |

SITE PREPARATION

| | |
|--|--|
| EXCAVATION AND EARTHWORK |  Site excavation included subject to site inspection. |
| SITE FENCING TO MEET HEALTH AND SAFETY REGULATIONS |  Site safety fencing up to 50m in length |
| SURVEYOR SETOUT |  Registered surveyor will survey the block and place building to suit the approved plans |
| WASTE MANAGEMENT |  Regular cleaning to meet and exceed environmental protection agency regulations Skip waste bins or manual removal of waste by truck and trailer to ensure the safety and amenity of the existing residence |








PLANNING AND APPROVALS

| | |
|--------------------------------|---|
| HIA FIXED PRICE AGREEMENT |  This agreement means the price written is the total price that you pay. Only client initiated changes/variations result in price adjustments, with the average total variations per project is 3% of the total price |
| GOVERNMENT FEES AND CHARGES |  Manage and pay all government fees and charges for development and building approval to allow a certificate of occupancy to be issued by government agencies |
| DEVELOPMENT APPROVALS |  Develop and manage plans and documents for development approval application to achieve notice of decision for the project |
| BUILDING APPROVALS |  Develop and manage plans and documents for building approval and appointment of a building certifier Construction Commencement certificate Application for Certificate of Occupancy (Certificate of Occupancy is issued by government agencies after all relevant certificates and forms have been managed by the builder) |
| PUBLIC LIABILITY INSURANCE |  Public Liability and Construction Insurance certificate |
| HOME OWNERS WARRANTY INSURANCE |  Home Owners Warranty Insurance certificate |

Inclusions + Style Guide



GENERAL AND GUARANTEES

| | | |
|--------------------------------------|--|---|
| STANDARDS AND BUILDING CODES |  Project completed to meet or exceed relevant <i>Australian standards and building codes</i> | |
| STRUCTURAL WARRANTY |  7 Year structural warranty | |
| STRUCTURAL ENGINEER |  Structural engineer detail drawings and site soil classification certificate | |
| NON STRUCTURAL GUARANTEE |  2 years | |
| MAINTENANCE PERIOD |  120 days | |
| ENERGY EFFICIENT BUILDING AND DESIGN |  Designs that require and energy efficiency rating will be designed and built to a minimum 6 star energy rating. EER Certificate to be provided. |  Designs that do not require and energy efficiency standard can obtain an EER report for \$350. |

Your Total Project Investment

Notes and Comments:



The Anticipated Total Project Investment for Design 330

Building and All Inclusions

*This includes everything except site works, planning and additional landscaping.

\$293,383.00

Site Works

*The average site works costs for this design on a conventional ACT property is 4% of the total budget.

\$9,973.00

Preparation, Planning and Insurances

*The maximum anticipated costs for planning approvals, all associated costs and relevant insurances is 9.5% of the total budget.

\$14,135.00

Total Investment for Design 330 (Inc. GST)

*This was the average total investment made by customers in the ACT in 2016. We anticipate this will be the total investment required to deliver this design on your property with no additional costs (subject to site inspection).

\$317,491.00

Your Project Timeline

Notes and Comments:



0 - 4 WEEKS

Project Design Stage

Your options are to select one of our pre-existing designs or to collaborate with our designer to create your own design concept (\$1500-\$2000). Once you have settled on your design concept we will price the delivery of the project and provide a list of inclusions.

4 - 14 WEEKS

Planning Approval and Project Finalisation

On behalf of our clients we will manage the entire planning and development process which involves working with all the relevant government agencies. During this process we will finalise your inclusions and customer design requirements.

14 - 24 WEEKS

Building Stage

As soon as the development application has been approved our licenced builder will commence the construction of your project. All work will be undertaken on-site by our insured and licensed trade partners. have settled on your design concept we will price the delivery of the project

COMPLETION

Our Guarantees

Notes and Comments:

Our Guarantees

At Canberra Granny Flat Builders, our guarantee of workmanship goes without saying. Hence, we also took the time to provide you our guarantees of price, time, quality, and safety. We believe that these guarantees provide you, the customer, certainty and assurance long after our initial agreement to work together.

Our price guarantee

The price written is the price that you pay. Unlike many builders whose business model is built around providing an opening price with the intent of dramatically increasing it with variations and initial project omissions, we aim to be transparent and provide a total, turnkey price up front.

The only time the project price will change from the original HIA agreement, is if the customer requests a substantial project change.



Our time guarantee

Canberra Granny Flat Builders will complete your project on time, every time. Once we receive government approvals, we guarantee to finish your project within the timeline outlined in our signed HIA agreement. If we don't meet our time commitment we will pay you \$250 per day, or pay for a 5-star room until the project is complete.

Our time guarantee is subject to:

- Changes to the project – if you alter the project in a way that impacts the timeline.
- Acts of God or unforeseen events – if the weather or an unforeseen event affects the project. If any of these events occur, we will notify you of the expected time delay.
- Access to the site – for example, if a tenant restricts our access to building your investment property.
- This is to be read in conjunction with your HIA Agreement.



Our Guarantees

Notes and Comments:

Our communications guarantee

We know that the cornerstone of a successful project is clear and transparent communication at every stage. When the building starts, you won't be left in the dark regarding the progress.

- Any time we don't meet our commitment, we will take \$500 off the price of the project.
- Any changes made to your project will be in writing.
- Before the first sod is turned and your project begins, you will know exactly what the timeframes are for the completion of each stage. There will be times when things move fast, and there will be the inevitable delays, but you will always know what is going on and why.
- You can ask to meet with us at any stage of the project. As we spend most of our time building and working with clients, we can't always get to our mobile phones. If you call us on 1300 979 658 Monday to Friday between 9am - 5pm, we will take your contact details and the relevant team member will get back to you within 24-48 hours. Our email info@cgb.com.au is checked daily during the week, but not on weekends.

Our safety guarantee

Safety of our staff, sub-contractors, customers and the general public is of the highest importance to our business. That's why we will ensure that;

- All our staff, tradesmen and sub-contractors are fully insured and licensed.
- We would not and will not allow any work or business practices that endangers the wellbeing of anyone associated with our projects.
- All work activities will meet and/or exceed the Government Legislation and industry codes of practice (We are members of the HIA and MBA - ACT) as it relates to residential construction in the ACT.
- We build all our customer projects on-site with locally-based and licensed tradesmen, and ensure they are compliant with the applicable ACT laws.
- All components and inclusions are of the highest standard and meet the relevant Australian Standards.



Our Guarantees

Notes and Comments:

Our quality guarantee:

At Canberra Granny Flat Builders, it's our mission to create a world class project that increases the value of your property above the investment in that project. To do that we must use the very best materials, inclusions and tradespeople.

We have developed our detailed inclusion list and style guide to provide our customers with choice and range from among the highest quality options. Our detailed written proposals outline exactly what is included in your project.

To ensure that you are totally satisfied with what we create and build for you, you will not be required to pay the final instalment until you have walked through the project with the builder and are entirely satisfied with the end result.



Our Rental Guarantee:

A Class 1 structure can be legally rented out to a tenant. The majority of our Designs form part of our range of guaranteed rental returns. For your convenience we have included, in the following pages, an example (Case study) of our Rental Guarantee.

Before we can provide our rental guarantee, we will need to inspect your property and apply the relevant ACT legislation.

Utilise our free planning assessment process to find out which classification of design (Class 10, Class 1) we can legally build on your property.



Case Study - Rental Guarantee

¹ *Italicised text is for example purposes only and unique for each investment.*



canberragrannyflatbuilders.com.au

Malcolm¹

Re: Guaranteed Rental Income Return 46 Windmere Street Yarralumla ACT 2600ⁱ

We wish to offer you our proposed Guaranteed Rental Income Return for your anticipated secondary residence at 46 Windmere Street Yarralumla ACT 2600¹

In this letter of offer, we outline the key conditions and proposed rental return guarantee, including proposed rental income paid to you. This guarantee will be offered by our company and guaranteed by the directors personally.

| Guaranteed Rental Income Return Income Summary | | |
|--|------------------------|--------------------------------|
| | Guaranteed Weekly Rent | Total Guaranteed Rental Return |
| Year 1 | \$600.00 ¹ | \$31,200.00 ¹ |
| Year 2 | \$624.00 ¹ | \$32,448.00 ¹ |
| Year 3 | \$648.96 ¹ | \$33,745.92 ¹ |
| Total guaranteed gross rental income over three-year period: | | \$97,393.92 ¹ |

Key conditions of this agreement (we will provide a full agreement for your review if you are interested in exploring this option):

1. We will ensure that this tenancy arrangement doesn't unreasonably impact on the primary rental property at the front of the block.
2. We are permitted to sublet the property with no unreasonable restrictions on renting/subletting through Airbnb and similar short stay rentals.
3. The client has the option to elect one, two or three-year options as outlined in the summary above.
4. If we choose to use a managing agent, we will ensure they are a member of the Real Estate Institute of the ACT.
5. Rent will be paid in advance up to 3 months if the client wishes.
6. We will provide a full and free maintenance upgrade and the end of each year period.
7. The client will meet all rates and/or land tax expenses and ensure the building has all insurances (this is standard for any tenancy).
8. The guarantee for the company will be Turnkey Creations Pty Ltd and supplementary guarantees from the directors Francis Walmsley and Nick Constable as individuals.
9. If you decide that you wish to not proceed with this guaranteed after building has commenced, you simply need to let us know (via email) 4 weeks before completion of the project.

Turnkey Creations Pty Ltd | ABN: 67 155 832 732 | ACT Builders Licence: 2012767 | NSW Builders Licence: 241240C
Ph: 1300 979 658 | F: 1300 979 657 | info@cgfb.com.au | www.cgfb.com.au | GPO Box 2265, Canberra City ACT 2602

Case Study - Rental Guarantee

¹ *Italicised text is for example purposes only and unique for each investment.*



canberragrannyflatbuilders.com.au

10. If you sell/transfer the property, we can elect to not assign the rental guarantee to the new owner of the property at our discretion.
11. This agreement is based on completion of the project as outlined in this proposal.
12. We will provide you a full written agreement prior to signing of your HIA agreement

Why do we offer this rental return guarantee?

- ✓ We have seen the returns that investors have received for the projects we have built.
- ✓ We know that this is a significant investment for our clients and we believe in the quality and standards of our projects and therefore we wish to be accountable for the end result.
- ✓ We know that most of our investors are borrowing interest only at between 4-5%, so our guaranteed 10%+ return enables them to profit from this project.
- ✓ We believe that if you sell the property you will achieve a return greater than the investment of the project.
- ✓ There is a genuine rental scarcity in *Yarralumla*¹ and currently vacancy rates in the suburb are below 1.5% and medium rents for comparable properties range between \$550 - \$650

We don't offer this to all clients, however, based on the rentability of the suburb and the quality and features of your project, we are confident that we can all profit from this arrangement and this will provide you with the confidence you may require as an investor.

This guaranteed rental income return is optional and the exclusive choice of you, the client. If you decide that you wish to opt for this guaranteed return, please let us know as soon as possible, allowing us to provide you the full agreement for your review.

If you decide that this is of no interest to you it will have no impact on our ability to complete your project as outlined within this attached proposal.

As explained in point 9 of the summary of key terms, if at the nearing of completion of the property, you decide that you wish to capitalise on the rental return directly, you don't need to proceed with this proposal.

Director
Francis Walmsley

Director
Nick Constable


ⁱ *Italicised text is unique to each property and will be tailored to your investment*

MBA Membership

Canberra Granny Flat Builders are proud members of Master Builders Association ACT.

MBA is Australia's peak building and construction industry association. In the ACT, Master Builders was formed in 1925 and represents the interests of commercial builders, residential builders, civil contractors, suppliers/subcontractors and professionals.

The MBA ACT is also a Registered Training Organisation and a Group Training Organisation. For more information refer to their website www.mba.org.au.



HIA Membership + Insurance



THIS IS TO CERTIFY THAT

Turnkey Creations Pty Ltd

was admitted to Membership of the
Housing Industry Association Ltd

ABN 99 004 631 752

ON THE

27th August 2012

MEMBERSHIP NUMBER

589190

HIA NATIONAL PRESIDENT

HIA MANAGING DIRECTOR

Member



HIA Membership + Insurance



eSentry Underwriting Pty Ltd*
 ABN 46 141 852 842
 Level 16, Suite 8, 122 Arthur Street, North Sydney, NSW 2060
 t: +61 2 8912 0888 f: +61 2 9925 0277
 e: admin@esentry.com.au
 w: www.esentry.com.au
 AFSL: 402842

CERTIFICATE OF CURRENCY

CLIENT CODE: E101912-123985
 POLICY NO: E10000664
 CLASS OF INSURANCE: Annual Projects Construction and Legal Liability Insurance Policy
 INSURED: Turnkey Creations Pty Ltd

and Principals, Contractors, and Sub-Contractors (as specified in the Insured definition for Sections 1 and 2A only)

PERIOD OF INSURANCE: From: 31/08/2015 To: 31/08/2016 at 4.00pm where this Policy is issued
 Plus a maximum of 12 months defects liability period or as per construction contract

PROJECT DESCRIPTION: Residential New Builds, Extensions and renovations

SUM INSURED / SUB-LIMIT / LIMIT OF LIABILITY:

| | | |
|---|---------------------------------|--------------|
| Section 1 - Material Damage | | |
| Property Insured | Sum Insured | |
| Contract Works | \$250,000 | |
| Existing Structures | Not Insured | |
| Temporary Structures | \$25,000 | |
| Major Plant & Equipment | Not Insured | |
| Minor Equipment & Tools | \$10,000 (\$5,000 any one item) | |
| Additional Cover | Sub-Limit | |
| Escalation of Construction Cost | 15% | |
| Expediting Expenses | 10% | |
| Mitigation Expenses | 5% | |
| Off Site Storage | \$100,000 | |
| Professional Fees | 10% | |
| Removal of Debris | 15% | |
| Transit | \$100,000 | |
| | Limit of Liability | Sub-Limit |
| Section 2 - Legal & Products Liability | \$10,000,000 | |
| Care Custody and Control | | \$100,000 |
| Vibration Removal and Weakening of Supports | | \$10,000,000 |
| Section 3 - Professional Indemnity | Not Insured | |
| Loss of Documents | | Not Insured |
| Retroactive Date: NONE | | |

ENDORSEMENTS:

SIGNED ON BEHALF OF THE INSURER:
 Date: 11/08/2015


 Signed on behalf of TMNFA
 ABN 80 000 438 291, AFSL 246548

Annual_CoC - *eSentry Underwriting Pty Ltd is an underwriting agent of the Insurer Tokio Marine & Nichido Fire Insurance Co., Ltd. (TMNFA) and acts under its own AFSL as agent of TMNFA.

FAQs

Notes and Comments:

Canberra Granny Flat Builders is a business that is committed to designing and building secondary residences in the Australian Capital Territory. A secondary residence or a 'Granny Flat' is a detached residential structure built in a backyard.

Q. What is a secondary residence?

A. Commonly known as a granny flat, a secondary residency in the ACT is a self-contained residential structure built on a block of land which is in addition to an existing residence. The legislation provides that a secondary residence can be rented separately to an existing residence. This means that separate electrical, water and gas metering can be achieved for the majority of secondary residences.

Q. What size can a secondary residence be?

A. A secondary residence should have a minimum size of 40m² floor area up to a maximum of 90m² floor area. In addition to your granny flat, you can build additional structures such as garages, carports, alfresco areas and pergolas. These additional structures do not count towards the total gross floor area of the secondary residence; however considerations may need to be taken account as these structures count towards the total plot ratio allowable on your block.

Q. What is the minimum block size on which you can build a secondary residence?

A. A secondary residence can be considered on a minimum block size of 500m².

Q. Do you require development approval to build a secondary residence?

A. Yes. A development approval application must be submitted to gain approval to build a secondary residence. Development approvals are submitted to and assessed by the ACT Planning and Land Authority (ACTPLA). A development approval application may be subject to the rules set out in the following legislation and standards:

Building Act 2004;

Heritage Act 2004;

Planning and Development Act 2007;

Planning and Development Regulation 2008;

Utilities Act 2000; and

Australian Standard AS 4299 Adaptable Housing.

Q. Once development approval is granted do we also need to obtain building approval?

A. Yes. Once we have secured development approval we will need to obtain building approval through a private building certifier.

Q. What does adaptable housing mean and how does it relate to our secondary residences?

A. Secondary residences are to be designed to be easily adaptable to meet the needs of people with a disability. This means that the dwelling should be designed to easily meet the Australian Standard AS 4299 (Adaptable Housing).

The Residential Zones Development Code - Element 4 Rule 13 requires all Secondary Residences to be easily adaptable to suit the needs of people with a disability.

AS 4299 Adaptable Housing - attached

FAQs

Notes and Comments:

Q. What building classification will the secondary residence need to be?

A. Secondary residences are classified as a Class 1a building. This is clearly defined in the Building Code of Australia. Structures like decks, garages, carports, stairs or ramps are classed as 10a buildings.

Q. How many bedrooms can a granny flat have?

A. Canberra Granny Flat Builders generally build secondary residences that have one to four bedrooms, with one to two bathrooms, a number of living spaces and a kitchen and laundry.

There is no defined rule about the number of bedrooms.

Q. Will a granny flat in my backyard increase my rates or land tax?

A. No, building a Secondary Residence will not change your rates based on current ACT legislation.

Q. Can a Secondary Residence (granny flat) be rented in the ACT?

A. Yes, and legislation states that they can also be separately metered.

Q. Does Canberra Granny Flat Builders` manage the process to completion?

A. Yes. We manage every aspect of the build until it's ready to be occupied. Our customer guarantees ensure that we take full ownership and accountability from start to finish.

Q. How much will a Secondary Residence (granny flat) cost me in the ACT?

A. It is important to note that we have designs with kitchens, bathrooms and full living functionality from \$58,000 including GST which are built onsite, and are world class. These designs are predominately Class 10a designs.

Our Class 1 designs commence from \$98,000 including GST up to \$250,000.

We are the only builders that we are aware of who provide 5 customer guarantees and manage the entire process with a fixed price agreement, so the price you agree to at the beginning is the price you pay at the end.

Q. Do you offer flexibility in the granny flat designs?

A. Yes. There are two options. We have created a range of designs you can choose from or we can provide a custom design service to suit your needs.

Q. Do I get to choose the inclusions in my granny flat?

A. Yes, if you wish to. We also offer a concierge service, for a fee, where one of our team will meet you at the retail supplier, record your choices and provide them to our construction team.

Q. Are the granny flats built on-site or are they prefabricated in a factory?

A. We build the granny flats on-site with locally based and licensed tradesmen, and ensure they are compliant with the applicable ACT laws.

FAQs

Notes and Comments:

Q. Where are you located and why?

A. We share a small office in the city in the Melbourne Building just up from the corner London Circuit and Northborne Avenue. We do this to keep our costs down whilst trying to run an efficient and effective small business.

Q. Communicating with us?

A. As we spend most of our time building and working with clients we can't always get to our mobile phones. If you call us on 1300 979 658 Monday to Friday between 9:00 am - 5:00 pm we will be able to take your contact details and the relevant team member will aim to get back to you within 24 hours. Our email info@cgfb.com.au is checked daily during the week, but not on weekends.

Q. Do you have any disability-friendly designs?

A. All of our designs are built according to the Australian Standard AS 4299 (Adaptable Housing).

If you require a purpose-designed residence we can work with an occupational therapist to ensure that you get the design that meets your needs.

Q. What is GFA (Gross Floor Area)?

A. Gross floor area (GFA) means the sum of the area of all floors of the building measured from the external faces of the exterior walls, or from the center lines of walls separating the building from any other building, excluding any area used solely for rooftop fixed mechanical plant and/or basement car parking.

Q. What are the requirements for allocated car parking for a secondary residence?

A. The requirements of car parking for secondary residence is that at least one parking space is provided in addition to that required for the primary residence.

Parking space for secondary residence cannot be located in the front zone unless it can achieve all the following:

- Reasonable amenity of neighboring residential blocks
- Consistency with the value of the streetscape
- Public safety especially in relation to pedestrians and cyclists
- Reasonable surveillance of parking spaces

Information pertaining to the statutory requirements of secondary residence parking can be found in element 4.3 of the Residential Development Code.

Q. What paper do you use in your design brochures?

A. At Canberra Granny Flat Builders we are committed to the environment, and only used 100% recycled paper.

All the paper we use is FSC (Forest Stewardship Council) certified.

Snapshot

330





**CANBERRA
GRANNY FLAT
BUILDERS**

canberragrannyflatbuilders.com.au

 info@cgfb.com.au

 1300 979 658



ACT Building Lic: 2012767